

Age
7+


Spotter guide:

WINTER

How many of these winter signs can you spot when you're out and about?




Royal Botanic Gardens
Kew



Badger sett

Search for entrances shaped like a sideways 'D'. What other signs of badgers can you see?



Deciduous trees

These trees have no leaves in winter. What causes them to fall?



Animal tracks

Observe the size, shape and tread of the prints. What animal could they belong to?




Winter flowers

How have winter flowering plants adapted to attract pollinators? Use your senses to investigate.




Cold temperatures

Can you spot three pieces of evidence for the lower temperatures we have in winter?



Fir tree

Seek out different types of evergreen tree. How have they adapted to survive harsh winters?



Greylag goose

Lots of water birds can still be seen. How do they keep warm at this time of year?



Mistletoe

Look up high to find mistletoe. It's a parasite – what does this mean?